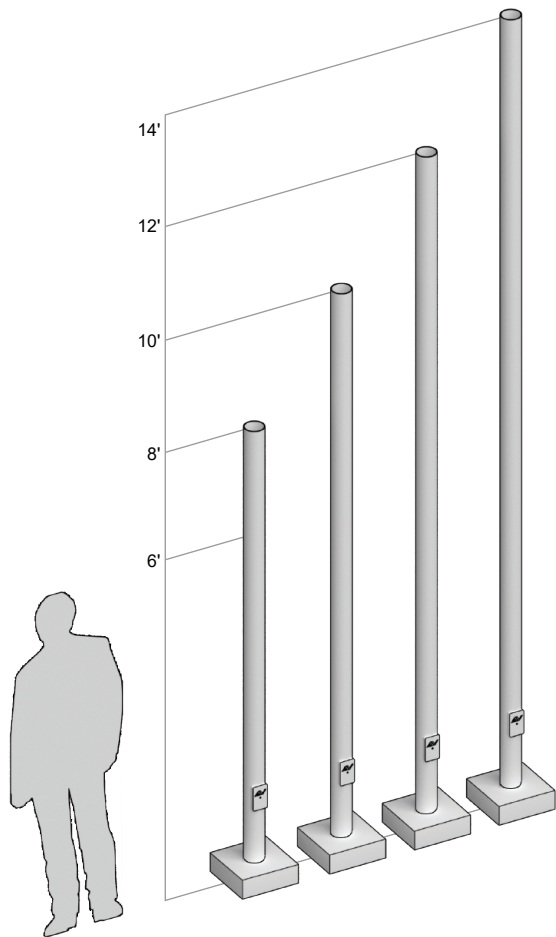




POLES & LIGHTING

AVPL RSA 4" - Round Straight Aluminum Series - .125 Standard Wall



Aluminum Pole Specifications

SHAFT: One-piece extruded 6063-T6 aluminum alloy tube treated T6 temper.

ANCHOR BASE: Cast from A356 aluminum alloy and heat treated to T6 temper. Base plate and shaft are circumferentially welded top and bottom. The anchor base is provided with slotted holes.

ANCHOR BOLTS: Fabricated from carbon steel bar with minimum-yield. Strength of 55,000 PSI. Galvanized, per ASTM A-153. Each anchor bolt is furnished with two hex nuts and two flat washers.

BASE BOLT COVER: Two-piece standard full base cover is fabricated from heavy gauge quality carbon steel and pretreated with corrosion inhibitors. Provided with S304 stainless steel hardware. Spun and cast aluminum covers are available.

GROUNDING: Provision; 3/8-16 Threaded stud welded to inner shaft wall opposite hand hole. Flat washer and hex nut provided.

HAND HOLE: Reinforced 3" x 5" hand hole is located 18" above base. Cover and attachment hardware provided.

HARDWARE: S304 stainless steel

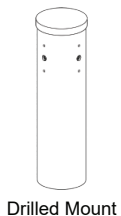
TOP CAP: Removable top cap provided with drill-mount poles.

FINISH: TGIC thermoset polyester powder coat finish is electrostatically applied at a 3.0 mil nominal thickness. A five stage metal pretreatment process and sealer provide maximum corrosion resistance. The powder top coat is baked in excess of 400 degrees for supreme endurance.

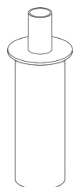
Maximum EPA - SQ. FT.

CATALOG NUMBER	MAX. FIXT. WT.	100 MPH	90 MPH	80 MPH	70 MPH
84-125	100	7.1	8.9	11.6	15.4
104-125	100	4.9	6.2	8.2	11.1
124-125	100	3.5	4.6	6.2	8.7
144-125	100	2.4	3.3	4.7	6.8

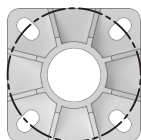
Calculations based on sustained wind forces plus additional 1.3 mph gust.



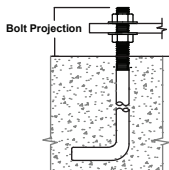
Drilled Mount



Tenon Mount



AL-4 Template
10.00 X 10.00 X 0.75 Anchor Plate
9.50-10.25" DIA. Bolt Circle



Anchor Bolt
Minimum.....3/4"
Maximum.....3/4"

Ordering Information

Pole Schedule

	Catalog Number	Pole Height	Shaft Size	Wall Gauge	Bolt Circle	Anchorage
<input type="checkbox"/>	RSA 84-125	8'	4"	.125	10 1/4"	3/4" x 18" x 3"
<input type="checkbox"/>	RSA 104-125	10'	4"	.125	10 1/4"	3/4" x 18" x 3"
<input type="checkbox"/>	RSA 124-125	12'	4"	.125	10 1/4"	3/4" x 18" x 3"
<input type="checkbox"/>	RSA 144-125	14'	4"	.125	10 1/4"	3/4" x 18" x 3"

Mounting

- Drilled
- 1.....
- 2-90.....
- 2-180.....
- 3-90.....
- 4-90.....
- Tenon
- PT23 (2 3/8" O.D. x 4")
- PT27 (2 3/8" O.D. x 4")

Finish

- Dark Bronze
- Black
- White
- Grey
- Green