



NAME: LED Street Light

P/N: SNC-ST-240WFX

Note: The Letter X in P/N stands for

01: No other solutions or extra accessory parts for the lamp

03: Lamp + Photocell

04: Lamp + Surge Protector

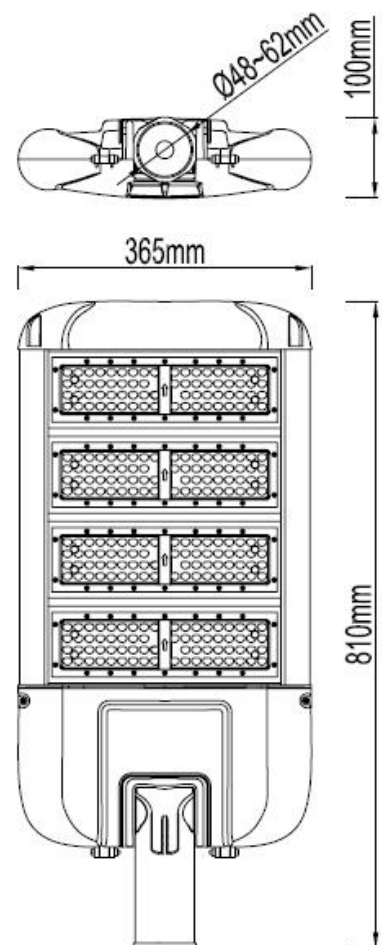
07: Lamp + Photocell+Surge Protector

Advantage:

- UL cUL DLC certificate
- PHILIPS Chip, high CRI
- Mean Well IP65 driver, input voltage 100-277VAC
- No UV or IR in the beam
- Easy to install and operate
- Energy saving, long lifespan
- Light is soft and uniform, safe to eyes
- Instant start, NO flickering, NO humming
- Green and eco-friendly without mercury.

Application:

- ◆ Roadway lighting;
- ◆ Gymnasium, park;
- ◆ Factory, school;
- ◆ All kinds of residential area, courtyard.





TECHNICAL DATA SHEET

Product Specifications

Product name	LED Street Light
Part No	SNC-ST-240WFX
Light Type	Street Light
Dimension	810*365*100mm

Technical Characteristic

Color temperature	2700-7000K
CRI	>80
Lumen	26000-29000LM
Input Power	240W
Viewing Angle	150*75 Degree (Type II)
Input Voltage	100-277VAC 50/60Hz
Driver model	HLG-240H-48A (Mean Well Driver)
PFC	>0.9
Waterproof Rating	IP65

Materials

LED Brand	PHILIPS
LED Type	3030, 1.5W
LED QTY	280 PCS
Housing	Aluminum
Housing color	Silver/Bronze
LED Module number	4

Others

Operating Temperature	-20°C TO 45°C
Operating Humidity	20%-90% RH
Storage Temperature	-30°C TO 80°C
Storage Humidity	10%-95%
Application	Outdoor
Safety Certification	UL、cUL、DLC
Warranty Time	5 Years

SNC OPTO ELECTRONIC CO., LTD

Tel: +86-755-29683009

www.snc-lighting.com

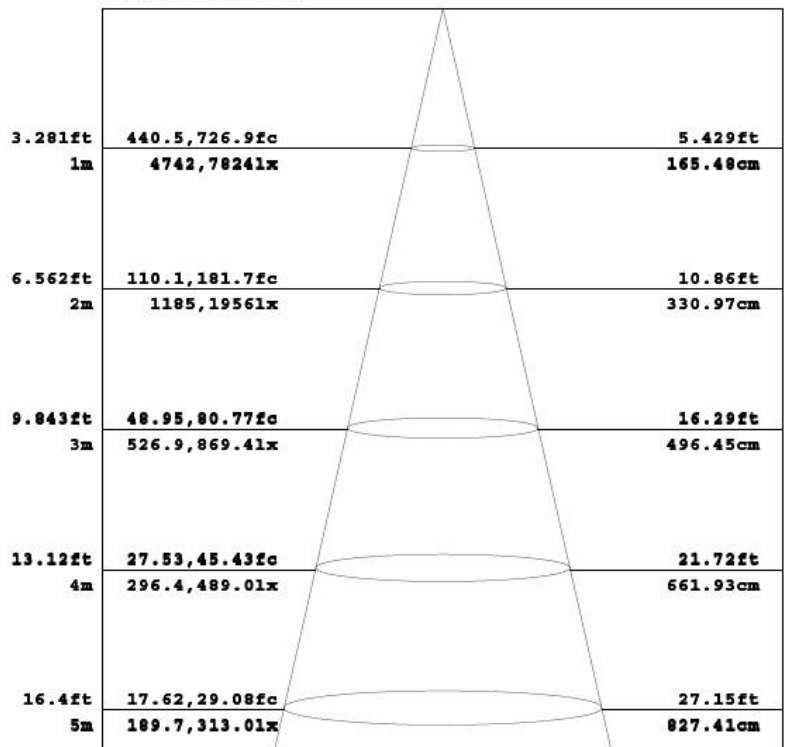
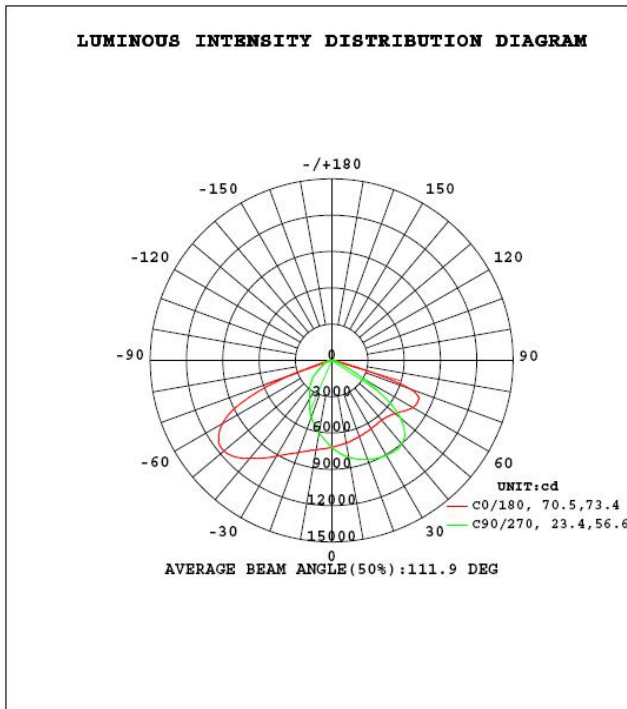
Fax: +86-755-29684853

E-mail:sales@snc-led.com

Light Distribution Testing Parameters

DATA OF LAMP		PHOTOMETRIC DATA Eff: 117.14 lm/W			
MODEL	SNC-ST-240WF01	I _{max} (cd)	15465	S/MH(C0/180)	2.17
NOMINAL POWER (W)	240	LOR (%)	100.0	S/MH(C90/270)	0.85
RATED VOLTAGE (V)	120	TOTAL FLUX (lm)	28427	η UP, DN(C0-180)	0.0, 68.1
NOMINAL FLUX (lm)	28426.7	CIE CLASS	DIRECT	η UP, DN(C180-360)	0.1, 31.8
LAMPS INSIDE	1	η up (%)	0.1	CIBSE SHR NOM	1.50
TEST VOLTAGE (V)	120.0	η down (%)	99.9	CIBSE SHR MAX	1.55

Flux out: 10489 lm



Note: The Curves indicate the illuminated area and the average illumination when the luminaire is at different distance.



Package

Lamps Net Weight: 11 Kg/pcs

	Size	Qty/Carton	Weight/Carton
Outer box	830*380*160mm	1	12.2kg

Notice For User

- ◆ Please turn off power before install or change assembly parts.
- ◆ The input voltage and lamps should be matched, after connecting the power line, Please make sure the wiring section is insulated.
- ◆ No-professionals, must not install and disassemble the lamps.

Trouble Shootings

Troubles	Check points
Flickering of the light	Turn off the power and turn on again in 3 minutes. If same phenomena occur, then call agencies
Out of working	Please check the connection