

Incredible **100,000 hrs**

### GENERAL DESCRIPTION

Neptun's 12" square Induction canopy fixture features classic design and durability to be used in new construction or retrofit applications. The 12 series canopy fixture features excellent optics for increased visibility and security with horizontal and vertical footcandles to evenly illuminate parking garages. Can replace existing HID canopy or parking garage fixtures up to 250 Watts.

### APPLICATION

- Parking Garage Lighting
- Canopy Lighting
- Gas Station Lighting
- Indoor Lighting
- Storage Lighting
- Security Lighting
- Area Lighting

### STRUCTURE, MATERIALS, & FEATURES

- Heavy-gauge, die-cast aluminum housing.
- High efficiency, heat and impact resistant, UV protected, non yellowing polycarbonate lens / refractor.
- Custom designed anodized aluminum reflectors for superior illuminance.
- Corrosion resistant electrocoat dark bronze finish (custom colors available).
- Easy removal lens with (4) stainless steel screws.
- Continuous silicone gasketing surrounds lens for weather - tight seal.
- Inductively coupled circular induction bulb.
- High power factor, low THD electronic ballast.
- Instant-On flicker-free Cold Start and Hot Re-Start.
- High quality glare-free light with high CRI above (83).
- Bright white light (5000°K) for greater visibility and safety.
- Advance phosphors for high lumen output and high lumen maintenance.
- Up to 20 year maintenance free operation.
- 10 Year Warranty.

### ORDERING INFORMATION

Sample Number: 12040-UNV-850-LD-120V-BRZ  
 Custom options and accessories available. Please consult factory

Series	Lamp Wattage	Voltage	Color Temp	Accessories	Color
12 = 12" Square Canopy	040 = 40 W 080 = 80 W 100 = 100 W 120 = 120 W	UNV = Universal 480 = 480 V	830 = 3000°K 841 = 4100°K 850 = 5000°K * * Standard	LD-120V = Photocell for 120V LD-277V = Photocell for 277V MD = Motion Sensor Detector	BRZ = Dark Bronze * Custom Colors Available



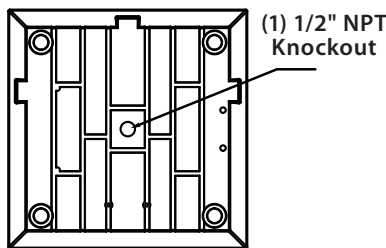
### PRODUCT INFORMATION

Model No.	Description	Rated Watts	Input Watts	Initial Lumens	Universal Line Voltage (VAC)	Max Line Current (Amp)	THD	Power Factor	Weight
12040	12" Square Canopy Fixture	40	42	3,200	120-277	0.35-0.15	<10%	0.98	15 lbs
12080	12" Square Canopy Fixture	80	82	6,400	120-277	0.69-0.30	<10%	0.98	16 lbs
12100	12" Square Canopy Fixture	100	105	8,000	120-277	0.87-0.37	<10%	0.98	16 lbs
12120	12" Square Canopy Fixture	120	125	9,600	120-277	1.05-0.45	<10%	0.98	16 lbs

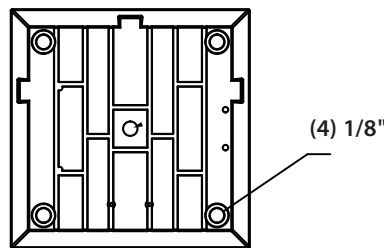
### SPECIFICATIONS

- Ballast Type ..... Electronic
- Start Method ..... InstantON
- Hot Re-start ..... InstantON
- Universal Input Line Voltage ..... 120-277 VAC
- Input Line Frequency ..... 50/60 Hz
- Lamp Operating Frequency ..... 250 kHz
- Ballast Off-State Draw ..... 0 Watts
- Sound Rating ..... Class A
- ANSI Surge Protection ..... Class A
- Lamp / Ballast System Life ..... 100,000 Hrs.
- Lumen Maintenance @75,000Hrs ..... > 70%
- Color Temperature ..... 5000°K
- Color Rendering Index (CRI) ..... 83
- Minimum Starting Temperature ..... -20°F
- Maximum Starting Temperature ..... 160°F
- Lumens per Watt ..... 80
- Shock / Vibration Resistant ..... Yes
- Power Factor ..... > 0.98
- Total Harmonic Distortion ..... < 10%
- Inrush Current Peak ..... < 10 Amp
- ETL Listed / UL Standard 1598 ..... Yes
- FCC Compliance ..... Part 18, Subp. C
- IP Rating ..... IP65
- Warranty ..... 10 Year

### MOUNTING OPTIONS

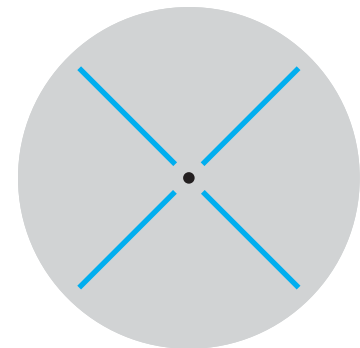


Pendant Mount



Surface Mount

### PHOTOMETRICS (See Complete IES File)



Type V Distribution