



Area Light Small



Description

The LITELUME™ Area Light Small Luminaire (LL-ALS) combines style with performance. Featuring a die-cast aluminum housing with outstanding corrosion protection, and secondary UV resistant polycarbonate optics. The ALS provides an aesthetically pleasing addition to any roadway or parking lot with its steady well-defined construction. The highly functioning optics provide maximum lumen output and light distribution to make the ALS the premier outdoor area light.

Fixture Information

Size:	35W/65W/105W
Housing:	Die-cast aluminum housing
Finish:	Protective powdercoat
Color:	Standard: Bronze Custom Options: Black (BK), White (WH) and Gray (GY)
Mounting:	Pole Mount Slip Fitter Wall Mount
Lens:	Polycarbonate
Surge Protector:	Optional: 10 kVA
Voltage:	Standard: 120-277V Custom Option: 347-480V
Sensor:	Standard: No sensor Custom Options: Bi-level motion sensor Remote control Twist Lock Photocell and Receptacle (120-277V) and Photocell (120-277V)
Warranty:	10-Year Limited Warranty

Performance Data

Lumen Output:

5,400 to 13,400 lm

Lumens Per Watt (typical):

120.47 to 130.12 lm/W

CCT:

4000K
5000K

Distribution:

Type III
Type V

Lifespan:

Features Philips Lumileds with up to 100,000 running hours.

Ratings & Certificates

UL Wet Location Listed
DLC Qualified
IP66 rated

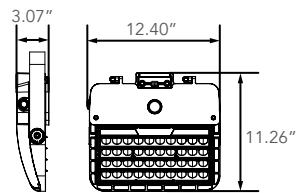




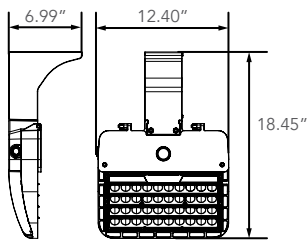
Dimension & Weight

Item	Width	Length	Height	Weight
ALS	3.35"	12.40"	11.26"	10.45lbs (35W/65W) 10.84lbs (105W)
ALS w/Pole Mount	6.99"	12.40"	18.45"	11.8lbs (35W/65W) 11.98lbs (105W)
ALS w/Slip Fitter	3.35"	12.40"	19.73"	11lbs (35W/65W) 11.40lbs (105W)
ALS w/Wall Mount	7.99"	12.40"	18.00"	13.45lbs (35W/65W) 13.84lbs (105W)
ALS w/Trunion	TBD	TBD	TBD	TBD

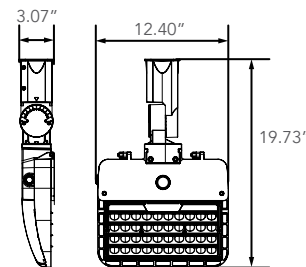
No Mount



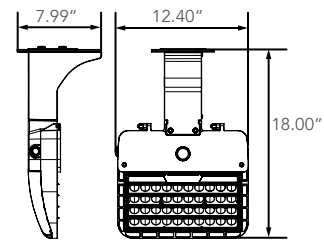
Pole Mount



Slip Fitter



Wall Mount



Mounting

- Standard versatile mounting arm accommodates multiple drilling patterns as well as square and round poles
- Wall Mount available for direct wall mounting and J-box mounting
- Optional for cast aluminum slip-fitter mounting adapter (Compatible with more LITELUME™ mounting adaptors such as tenon, suits for various application)

Mounting Options



Pole Mount- (4" and 5" Square and Round poles) Standard versatile mounting arm is simple to install and can be used with existing poles for retrofit installations.

Slip Fitter- An optional cast aluminum mast arm adapter secures fixture head to nominal 2"(2-3/8" O.D. pipe size) horizontal steel tenon arm.



Wall Mount- Wall Mount is easy to install for direct wall mounting with 1/2" conduit wiring or standard J-box mounting.



EPA



Item:	1	2@90°	2@120°	2@180°	3@90°	3@180°	4@90°
145W/185W	0.626	0.705	0.971	0.981	0.982	0.975	0.982

Photometric Data



LL-ALS-35-40-UNV-T3-BZ

LL-ALS-35-50-UNV-T3-BZ



LL-ALS-65-40-UNV-T3-BZ

LL-ALS-65-50-UNV-T3-BZ