

PROJECT NAME			
TYPE		DATE	
NOTES			

CL-RSS

Round Straight Steel

Pole Shaft

Pole shaft shall be weldable-grade, cold-rolled, commercial quality carbon steel tubing conforming to ASTM A500 Grade B. Tubing has minimum yield strength of 45,000 PSI. CL-RSS includes ground Lug welded inside opposite of Hand Hole. Options include 11 and 7 gauge.

Base Plate

4-Bolt Steel Plate base is manufactured from hot rolled carbon steel conforming to ASTM-A36 or equivalent (36,000 PSI). 3/4" thick Steel for poles up to 20ft and 1" thick for poles 21ft to 30ft.

Powder Coating

All poles are sandblast prior to painting, Powder coat is applied to a minimum of 3 millimeters and baked at 400 °F temperature. CL-RSS comes with (3) three year warranty.

Anchor Bolts

Anchor bolt Kit includes 4 L-Shaped Hot Dip Galvanized Bolts, each anchor bolt come with two galvanized nuts and washer per bolt, Anchor bolts meet or exceed a minimum of 36,000 PSI and conform to ASTM F1554 grade 36.

Base Cover, Hand Hole Cover and Pole Cap

CL-RSS come with Removable Pole Cap and Aluminum Base Cover Powder Coated to match Pole. Cast Hand Hole Cover are provided with Internal bridge support and are powder coated to match pole.

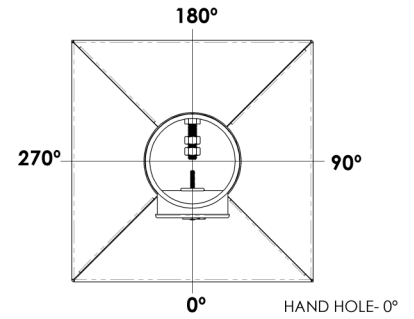
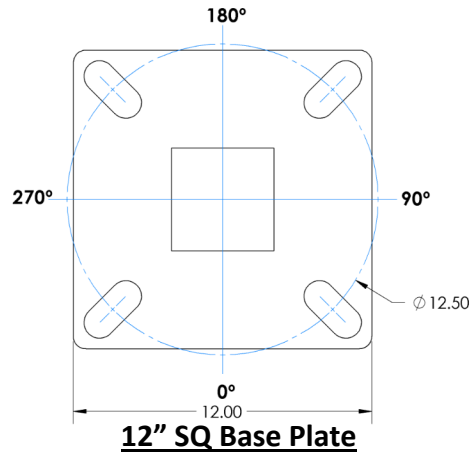
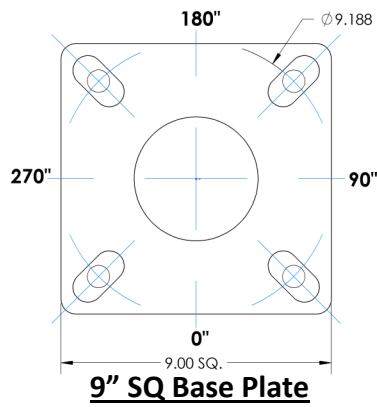


Example: CL-RSS-8-4-.188-9BP-342-D180-BRZ-T3R

Project:								
CAT #	LENGTH	POLE O.D	SIZE	BOLT CIRCLE	ANCHOR BOLT	MOUNTING	FINISH	ACCESSORIES
Round Straight Steel (CL-RSS)	8'	3"OD (3R)	.120	8"3/16 - 10"3/16	3/4"x24"	<u>SIDE MOUNT</u>	Bronze	<u>Tenon</u>
	12'	4"OD (4R)	(11G)	Bolt Circle (10'-20')	(342)	Single (SGL)	(BRZ)	2" 3/8 RND (T2R)
	14'	5"OD (5R)	.180"	(9BP)	1"x36"	Double (D-180)	(WHT)	3'RND (T3R)
	16'		(7G)	10" - 12"	(136)	Double (D-90)	(SVR)	3" 1/2RND (T312R)
	18'			Bolt Circle (21' Over)		Triple (T-90)	(GRN)	4"RND (T4R)
	20'			(12BP)		Quad (QD)	(BLK)	4"1/2RND (T412R)
	22'						(GPH)	3" 1/2SQ (T312S)
	25'						(CST)	4"1/2SQ (T412S)
	28'						MARINE GRADE (MG)	5"1/2SQ (T412S)
	30'							Round Base Cover (RBC)
								GFI Provision ONLY (GFIIP)
								GFI KIT (GFIK)

All products are proudly manufactured and/or assembled in the USA

CL-RSS



POLE EPA											
Maximum EPA (ft) allowance											
POLE	POLE DIA	SIZE	BASE PLATE	BOLT CIRCLE	BOLTS	90 Mph	100 Mph	110 Mph	120 Mph	130 Mph	140Mph
8	3" OD.	11G	3/4" X 9" SQ	9"-3/16	3/4" X 24"	14.2	11.2	10.4	8.6	7.2	6.0
10	3" OD.	11G	3/4" X 9" SQ	9"-3/16	3/4" X 24"	10.8	8.5	7.8	6.4	5.2	4.3
10	4" OD.	11G	3/4" X 9" SQ	9"-3/16	3/4" X 24"	20.8	16.6	15.2	12.6	10.4	8.8
12	3" OD.	11G	3/4" X 9" SQ	9"-3/16	3/4" X 24"	8.4	6.6	6.0	4.8	3.8	3.0
12	4" OD.	11G	3/4" X 9" SQ	9"-3/16	3/4" X 24"	16.6	13.0	12	9.8	8.0	6.8
14	3" OD.	11G	3/4" X 9" SQ	9"-3/16	3/4" X 24"	6.8	5.1	4.6	3.6	2.8	2.0
14	4" OD.	11G	3/4" X 9" SQ	9"-3/16	3/4" X 24"	13.4	10.4	9.6	7.6	6.2	5.1
16	3" OD.	11G	3/4" X 9" SQ	9"-3/16	3/4" X 24"	5.4	4.0	3.6	2.7	1.9	1.3
16	4" OD.	11G	3/4" X 9" SQ	9"-3/16	3/4" X 24"	11.0	8.4	7.6	6.0	4.6	3.8
18	3" OD.	11G	3/4" X 9" SQ	9"-3/16	3/4" X 24"	4.2	2.9	2.6	1.8	1.1	-
18	4" OD.	11G	3/4" X 9" SQ	9"-3/16	3/4" X 24"	9.0	6.6	6.0	4.5	3.4	2.7
20	4" OD.	11G	3/4" X 9" SQ	9"-3/16	3/4" X 24"	7.2	5.2	4.6	3.3	2.3	1.6
20	5" OD.	11G	1" X 12" SQ	12"-1/2	3/4" X 24"	12.5	9.4	8.8	7.1	5.9	4.9
20	5" OD.	7G	1" X 12" SQ	12"-1/2	1" X 36"	20.6	15.8	14.6	12.2	10.2	8.6
22	4" OD.	7G	3/4" X 9" SQ	9"-3/16	3/4" X 24"	15.5	10.1	9.9	6.0	5.1	3.4
22	5" OD.	7G	1" X 12" SQ	12"-1/2	1" X 36"	19.4	14.2	13.1	11.0	9.1	7.2
25	4" OD.	7G	3/4" X 9" SQ	9"-3/16	3/4" X 24"	3.8	2.3	1.9	.08	-	-
25	5" OD.	11G	1" X 12" SQ	12"-1/2	1" X 36"	7.6	5.2	4.7	3.7	2.9	2.2
25	5" OD.	7G	1" X 12" SQ	12"-1/2	1" X 36"	13.4	9.8	9.	7.4	6.0	5.0
30	5" OD.	11G	1" X 12" SQ	12"-1/2	1" X 36"	4.0	2.1	1.8	1.2	-	-
30	5" OD.	7G	1" X 12" SQ	12"-1/2	1" X 36"	8.6	5.8	5.2	4.0	3.2	2.4
35	5" OD.	7G	1" X 12" SQ	12"-1/2	1" X 36"	5.0	2.6	2.2	1.5	1.0	-

All products are proudly manufactured and/or assembled in the USA