



Description

Altech's Mammoth Series Low Bay Canopy has a 10-year wrap-around warranty. It is perfectly suited to illuminate low canopy settings.



Not all product variations listed on this page are DLC qualified. To ensure that a specific model is qualified, visit www.designlights.org/search

Applications

Warehouses
Parking Garages

Low Ceilings
Underpasses

Hallways
Tunnels

Specs

Efficacy 130 lm/W
Input Voltage 100-277V
Finish Bronze

Details

IP Rating IP67
Materials Die Cast Aluminum
Lens Polycarbonate
L70 Life 150,000 Hours
Warranty 10 Years
CRI 80+
Qualification UL, DLC 5.0, FCC, CE, RoHS
Chip Man. Philips
Whip Length(ft) 2.67'

Electrical

Power Factor 0.99
Frequency 50/60 Hz
Max THD 15%
Operating Temp. -40° F to 130° F
-40° C to 54° C
Dimming 0-10V


LED LOW BAY CANOPY

Ordering Information

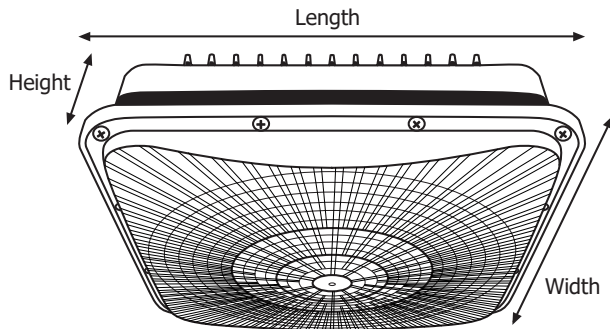
ORDERING/DLC #:	Wattage	CCT	Lumens	Equivalent
U-LPCN-28-30	28W	3000K	3,484 lm	125W MH
U-LPCN-28-40	28W	4000K	3,528 lm	125W MH
U-LPCN-28-50	28W	5000K	3,584 lm	125W MH
U-LPCN-40-30	40W	3000K	4,861 lm	200W MH
U-LPCN-40-40	40W	4000K	4,960 lm	200W MH
U-LPCN-40-50	40W	5000K	5,040 lm	200W MH
U-LPCN-60-30	60W	3000K	7,474 lm	250W MH
U-LPCN-60-40	60W	4000K	7,680 lm	250W MH
U-LPCN-60-50	60W	5000K	7,800 lm	250W MH
U-LPCN-90-30	90W	3000K	11,366 lm	400W MH
U-LPCN-90-40	90W	4000K	11,700 lm	400W MH
U-LPCN-90-50	90W	5000K	11,880 lm	400W MH

Additional Notes

- 4000K and 5000K, 100-277V are stocked locally, check for ETAs
- Additional knockout holes available on all 4 sides upon request
- Altech Electronics reserves the right to make periodic improvements to our product specs



Fixture Dimensions and Weight



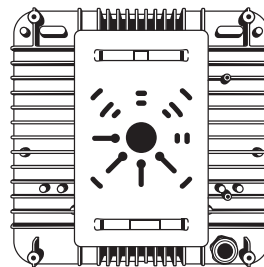
Length	Width	Height	Weight
12 in.	12 in.	3.94 in.	6 lb.
304 mm.	304 mm.	100 mm.	2.7 kg.

Installation

1. Disconnect all power sources (**VERY IMPORTANT**).
2. Mount the back plate onto the ceiling
3. Connect the input and ground wires of the fixture to the power supply. **Brown is live. Blue is neutral. Green/Yellow is ground.**



4. Slide fixture on the mounting plate
5. Tighten screws



Pictured:
LPCN mounting plate

Maintenance

This luminaire is designed to last for years with minimal care. For optimal performance, periodically clean the lens, with a mild, non-abrasive glass cleaner and soft cloth. **DO NOT** use solvents or cleaners containing abrasive agents. When cleaning the luminaire, make sure to have the power turned off and do not spray liquid cleaner directly onto the LED chips, socket, or wiring.

Accessories and Options



Phenix Internal Emergency Inverter (18470X-2) (optional)



3/4" Threaded Pendant Adaptor (optional)



Compatible with controls and integrations

